

SVM CAUTIOUS MANAGED FUND

Short Report



Period to 30 June 2010

Investment Objectives

The objective of this Fund is to achieve above average capital growth over the medium to long-term (although short-term investment opportunities will also be considered).

Risk Profile

The Fund is exposed to currency and market risks as it invests in global funds. The Fund is exposed to Sterling and a variety of global currencies as well as stockmarket fluctuations. The Fund does not actively hedge the currency risk of the portfolio.

Distribution

XD date: 31 December

Payment date: 30 April (Accumulation shares).

The following distribution was accumulated over the last accounting period.

Income

	31/12/09 pence per share	31/12/08 pence per share
Cautious Managed A Class	Nil	Nil
Cautious Managed B Class	Nil	0.1545

Total Expense Ratio (TER)

The TER shows the annualised operating expenses of the Fund. It does not include transaction expenses.

Fund Total Expense Ratio (p.a.)	Class A Shares	Class B Shares
Cautious Managed Fund	1.83%	1.28%

Total Expense Ratio = Total Annualised Expenses / Average Net Asset Value over 6 months X 100

The above figures were calculated by SVM Asset Management using data sourced from the 30 June 2010 Report and Accounts. The figures are intended to provide an indication of the Total Expense Ratio and will vary from year to year.

Fund Performance			
Percentage growth for each year to last quarter end	15/05/08* 30/06/08	30/06/08 30/06/09	30/06/09 30/06/10
Balanced Managed	1.4	-21.4	+8.1

Source: Lipper Hindsight, mid to mid, UK net. Past performance should not be seen as an indication of future performance. All performance data refers to the A (retail) share class.

*Launch date.

Comparative Tables

Net Asset Values			
	Net asset value of shares £'000	Net asset value in pence per share	Shares in issue
As at 30/06/10			
Cautious Managed A class	4,972	84.77	5,865,016
Cautious Managed B class	205	86.00	237,871
As at 31/12/09			
Cautious Managed A class	5,355	86.87	6,164,564
Cautious Managed B class	207	87.60	235,771

Share Price Performance			
	Highest share price in pence	Lowest share price per pence	Price as at period end
During period to 30/06/10			
Cautious Managed A class	94.57	86.09	86.09
Balanced Managed B class	95.54	87.05	87.05
During period to 31/12/09			
Cautious Managed A class	91.14	68.28	88.03
Cautious Managed B class	91.81	68.57	88.78

Top 10 Holdings: 30/06/10

%








Treasury IL 2.5% 2024	10.2
South African Property Opportunities	8.0
Acheron Portfolio Corp	8.0
F & C Private Equity B shares	7.3
Allianz Dresdner Endow. Policy Tst 2010	7.0
EnergyO Solutions Russia	4.3
FRM Credit Alpha	4.0
Trading Emissions	4.0
J P Morgan Russian Securities	4.0
Quorum Oil & Gas	3.9
Total	60.7

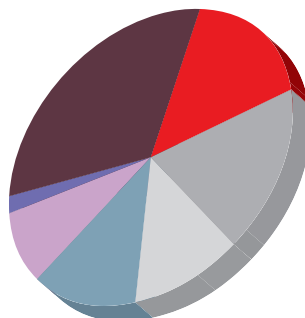
Top 10 Holdings: 31/12/09

%

UK Treasury 2.5% 17/07/24	9.4
South African Property Opportunities	8.8
Acheron Portfolio 'A'	7.2
Allianz Dresdner Endowment Policy Trust	6.1
F&C Private Equity Trust	5.9
Blackrock Mercury World Mining Trust	4.4
JPM Russian Securities	4.2
FRM Credit Alpha Preference	3.8
Reo Securities 0% Div Preference	3.8
Oryx International Growth Fund	3.6
Total	57.2

Sector Analysis

	30/06/10	31/12/09
 Hedge	17.2%	18.2%
 Specialist Funds	17.3%	16.8%
 Resources	11.7%	13.3%
 Property	13.2%	11.3%
 Private Equity	9.2%	7.5%
 Special Situations	1.7%	1.5%
 Cash & Fixed Interest	29.7%	31.4%



Fund Managers



Donald Robertson



Colin McLean

The six months to 30 June 2010 can be comfortably split into two periods. The first period - the first three months - saw a continuation of the rally started in March 2009 while the second quarter saw a consolidation phase. By the end of March, stockmarkets had been driven into over-bought territory and the subsequent correction took all major indices into deficit for the six months.

The global stimulus packages appear to have worked to avert the threat of prolonged depression but, as yet, it is unsure as to whether a sustained recovery is certain or indeed its strength. Rumours of double-dip recession have also not helped. The one position that is clear is that certain countries, mostly the mature western economies, remain challenged due to substantial indebtedness. This situation will not improve in the short term and puts a strong sustainable recovery in some doubt. On the other side, emerging markets continue to exhibit stronger growth combined with financial surpluses rather

than indebtedness. These areas also have the advantage of not being overvalued in comparison. This is a marked change on the situation in 1998 where the landscape was exactly opposite. In those countries, the financial stimulus has been reversed without a material adverse effect. We wonder whether mature economies will escape so lightly.

The fund remains defensively positioned with its market sensitive funds concentrated in the higher growth markets typically emerging markets. The Fund also retains its thematic approach with emphasis on funds that have disproportionately and unjustified high discounts level. Those funds with extremely wide discounts have come under pressure from shareholders to improve ratings. A number of funds have either restructured or are in the process of so doing. As yet, discount contraction has been concentrated only in those funds that have formally announced a form of capital return and a specific date. We expect share prices of funds in the portfolio to benefit as their restructurings take effect.

Throughout the year, the Fund has remained as fully invested as the restrictions allow. The non-equity content has been concentrated on the safety of inflation protected investments combined with exposure on funds investing in bonds.

0800 0199 440
www.svmonline.co.uk

Further Information

Further information about the share price and activities of the Fund together with related product literature and further information on the Manager can be found on our website at www.svmonline.co.uk

Report and Accounts

This document is a short report for a sub-fund of the SVM Funds ICVC taken from the Report and Accounts for the period ending 30 June 2010. The Long Form version of the Report and Accounts is available on written request to the Marketing Department, SVM Asset Management Limited, 7 Castle Street, Edinburgh EH2 3AH or by email to info@svmonline.co.uk

Investment Warning

Past performance should not be seen as an indication of future performance. The value of an investment may fall as well as rise and investors may not get back the amount originally invested. Currency movements may cause the value of your investment to fall as well as rise.

Contacts

Authorised Corporate Director and Investment Manager

SVM Asset Management Limited
7 Castle Street
Edinburgh EH2 3AH
Email: info@svmonline.co.uk
Web: www.svmonline.co.uk
Authorised and regulated by the
Financial Services Authority

Administrator

BNP Paribas Fund Services UK Limited
Block C, Western House
Peterborough Business Park
Lynchwood
Peterborough PE2 6BP
Shareholder Services: 0845 358 1108
Dealing: 0845 066 1110
Fax: 01733 285 681

Depository

Royal Bank of Scotland plc
Trustee & Depository Services
The Broadstone
50 South Gyle Crescent
Edinburgh EH12 9UZ

Custodian

The Northern Trust Company
50 Bank Street
Canary Wharf
London E14 5NT

Auditors

Ernst & Young
Ten George Street
Edinburgh EH2 2DZ